

---

**UNITED STATES  
SECURITIES AND EXCHANGE COMMISSION**  
Washington, DC 20549

---

**FORM 8-K**

---

**CURRENT REPORT  
Pursuant to Section 13 or 15(d) of  
The Securities Exchange Act of 1934**

**Date of Report (Date of earliest event reported)**  
**October 29, 2015**

---

**Lattice Semiconductor Corporation**  
(Exact name of registrant as specified in its charter)

**Delaware**  
(State or other jurisdiction of  
incorporation)

**000-18032**  
(Commission File Number)

**93-0835214**  
(IRS Employer  
Identification No.)

**111 SW Fifth Ave, Ste 700**  
**Portland, Oregon 97204**  
(Address of principal executive offices, including zip code)

**(503) 268-8000**  
(Registrant's telephone number, including area code)

(Former name or former address, if changed since last report)

Check the appropriate box below if the Form 8-K filing is intended to simultaneously satisfy the filing obligation of the registrant under any of the following provisions (see General Instruction A.2. below):

- Written communications pursuant to Rule 425 under the Securities Act (17 CFR 230.425)
- Soliciting material pursuant to Rule 14a-12 under the Exchange Act (17 CFR 240.14a-12)
- Pre-commencement communications pursuant to Rule 14d-2(b) under the Exchange Act (17 CFR 240.14d-2(b))
- Pre-commencement communications pursuant to Rule 13e-4(c) under the Exchange Act (17 CFR 240.13e-4(c))
-

**Item 2.02. Results of Operations and Financial Condition.**

On October 29, 2015, Lattice Semiconductor Corporation (the “Company”) issued a press release announcing the Company’s financial results for the third quarter ended October 3, 2015. A copy of the press release is furnished (not filed) as Exhibit 99.1 to this Current Report on Form 8-K. The information in Exhibit 99.1 shall not be deemed to be “filed” for the purposes of Section 18 of the Securities Exchange Act of 1934, as amended (the “Exchange Act”), or incorporated by reference in any filing under the Securities Act of 1933, as amended (the “Securities Act”), or the Exchange Act, except as shall be expressly set forth by specific reference in such a filing.

**Item 9.01. Financial Statements and Exhibits.**

(d) Exhibits

The following exhibit is being furnished herewith:

<b><u>Exhibit No.</u></b>	<b><u>Description</u></b>
99.1	Press Release, dated October 29, 2015 (furnished herewith).

**SIGNATURES**

Pursuant to the requirements of the Securities Exchange Act of 1934, the registrant has duly caused this report to be signed on its behalf by the undersigned hereunto duly authorized.

**LATTICE SEMICONDUCTOR CORPORATION**

By: /s/ Joe Bedewi

Joe Bedewi

Corporate Vice President and Chief Financial Officer

Date: October 29, 2015

**EXHIBIT INDEX**

<b><u>Exhibit No.</u></b>	<b><u>Description</u></b>
99.1	Press Release October 29, 2015 (furnished herewith)



## NEWS RELEASE

**For more information contact:**

Joe Bedewi  
 Chief Financial Officer  
 Lattice Semiconductor Corporation  
 503-268-8000

David Pasquale  
 Global IR Partners  
 914-337-8801  
 lscc@globalirpartners.com

## LATTICE SEMICONDUCTOR REPORTS THIRD QUARTER 2015 RESULTS

### Third Quarter 2015 Financial Highlights\*:

- Revenue of \$109.7 million on a GAAP basis and \$110.1 million on a non-GAAP basis.
- Net loss of \$24.9 million or \$0.21 per basic and diluted share on a GAAP basis, and a net loss of \$5.2 million or \$0.04 per basic and diluted share on a non-GAAP basis
- Operating Expenses of \$77.8 million on a GAAP basis and \$57.6 million on a non-GAAP basis.
- Gross margin of 54.5% on a GAAP basis and 55.7% on a non-GAAP basis.

\* For a reconciliation of GAAP to non-GAAP results, see accompanying tables "Reconciliation of U.S. GAAP to Non-GAAP Financial Measures."

**PORTLAND, OR - October 29, 2015** - Lattice Semiconductor Corporation (NASDAQ: LSCC), the global leader in smart connectivity solutions, announced financial results today for the fiscal third quarter ended October 3, 2015.

The Company reported revenues on a GAAP basis for the third quarter of 2015 of \$109.7 million, which was up 3.1% sequentially, as compared to the second quarter 2015 revenue of \$106.5 million, and was up 26.7%, as compared to the third quarter 2014 revenue of \$86.6 million. Revenue for the third quarter of 2015 was \$110.1 million on a non-GAAP basis. Gross margin on a GAAP basis was 54.5% for the third quarter of 2015, as compared to second quarter of 2015 gross margin of 54.6% and 58.7% for the third quarter of 2014. Gross margin for the third quarter of 2015 was 55.7% on a non-GAAP basis. Total operating expenses for the third quarter of 2015 were \$57.6 million on a non-GAAP basis.

Net loss for the third quarter on a GAAP basis was \$24.9 million (\$0.21 per basic and diluted share), and a net loss on a non-GAAP basis of \$5.2 million (\$0.04 per basic and diluted share) for the third quarter of 2015. GAAP results for the third quarter of 2015 reflect \$6.8 million in restructuring costs, \$0.6 million in acquisition related charges, a \$0.3 million tax provision, \$8.9 million in amortization of acquired intangible assets and \$4.2 million in stock-based compensation expense. This compares to a net loss on a GAAP basis in the prior quarter of \$35.7 million (\$0.30 per basic and diluted share), with a net loss on a non-GAAP basis of \$8.6 million (\$0.07 per basic and diluted share), and compares to net income on a GAAP basis in the year ago

period of \$9.4 million (\$0.08 per basic and diluted share), or \$14.0 million (\$0.12 per basic and diluted share) on a non-GAAP basis. GAAP results for the second quarter of 2015 reflect \$4.1 million in restructuring costs, \$3.3 million in acquisition related charges, a \$4.1 million tax provision, \$8.9 million in amortization of acquired intangible assets and \$5.0 million in stock-based compensation expense.

Darin G. Billerbeck, President and Chief Executive Officer, said, "Results for the third quarter were inline with expectations as our customers faced headwinds worldwide. This quarter we took the proactive opportunity to resize our company resources in order to more efficiently deliver leading edge products and solutions to our core markets, while better enabling us to meet our financial goals. We made solid progress on delivering new and innovative solutions in our iCE, X03, HDMI, ECP5, and mmWave product families. We continue to be focused on driving our design win pipeline and we are confident we will emerge even stronger when macro conditions improve. Lowering our cost structure, delivering more world-class products to customers, and winning design opportunities continue to be the keys to improved profitability and increased shareholder value."

Joe Bedewi, Corporate Vice President and Chief Financial Officer, added, "Total operating expenses were \$57.6 million on a non-GAAP basis for the third quarter, which compares to our guidance of approximately \$60 million plus or minus 2% on a non-GAAP basis. We increased our actioned synergies to approximately \$49 million, which exceeds our upwardly revised target of \$42 million. This synergy amount reflects only the value we identified related to the acquisition of Silicon Image earlier this year. This figure does not include the additional incremental savings that will result from the recent action taken to balance our infrastructure."

### Recent Business Highlights

- **Expands superMHL™ and HDMI® Video Solutions for Tomorrow's Living Room:** Lattice's new SiI9398 receiver and SiI9630 transmitter can deliver 8K 60fps with 12-bit color utilizing multi-lane superMHL technology. They also support the HDMI 2.0 specification at full 18Gbps. Both chips offer key features such as High Dynamic Range (HDR) and an expanded color gamut to deliver true-to-life picture quality from set-top boxes (STBs), game consoles, and media players to TVs and monitors over a single, reversible cable.
- **New 60GHz WirelessHD Modules:** Lattice's SiBEAM announced new WirelessHD MOD6320-T transmitter and MOD6321-R receiver modules that operate over the 60GHz millimeter wave frequency band. Based on production-proven WirelessHD chipsets already shipping in consumer electronic devices, the modules deliver visually lossless 1080p video streams at up to 60 frames per second and are an ideal video cable replacement solution in medical or industrial operating environments where cables are safety hazards.
- **Launches ECP5 Versa Development Kit:** Lattice's ECP5 development kit is helping customers accelerate prototyping and testing of connectivity designs targeted for small cells, microserver, broadband access, and industrial video applications worldwide. The ECP5 family's low power consumption, small form factor and low cost make it an ideal connectivity solution and enables design engineers to rapidly add features and functions that complement those delivered by ASICs and ASSPs, reducing development risk and accelerating time-to-market. ECP5 devices have proven to be an ideal companion chip for ASICs and ASSPs.
- **Expands USB Type-C Product Family With Cost-Optimized, Low-Power Solutions:** Lattice expanded its USB Type-C product family with the introduction of its latest SiI7012, SiI7013 and SiI7014 port controllers. Lattice devices

deliver space, cost and power efficient designs that provide flexibility, enabling rapid adoption for manufacturers transitioning to the latest USB Type-C interfaces. These three new designs join Lattice's existing USB Type-C port controllers to deliver a comprehensive product portfolio.

- **Releases World's First superMHL Solutions for USB Type-C:** Lattice announced the world's first superMHL™ products for USB Type-C to deliver 4K 60fps RGB/4:4:4 video with concurrent USB 3.1 Gen 1 or Gen 2 data. The SiI8630 and SiI9396 are a low-power superMHL transmitter and receiver pair that can deliver and receive 4K 60fps over a single lane, enabling a PC experience with USB Type-C devices.

**Business Outlook - Fourth Quarter 2015:**

- Revenue for the fourth quarter of 2015 is expected to be approximately flat to plus or minus 3% on a non-GAAP basis, as compared to the third quarter of 2015.
- Gross margin percentage for the fourth quarter of 2015 is expected to be approximately 57.0% plus or minus 2% on a non-GAAP basis.
- Total operating expenses, excluding acquisition or restructuring related charges, are expected to be approximately \$49 million plus or minus 3% on a non-GAAP basis for the fourth quarter of 2015.
- Restructuring charges are expected to be approximately \$7 million for the fourth quarter of 2015.
- Acquisition related charges, including amortization of acquired intangible assets are expected to be approximately \$9.5 million in the fourth quarter of 2015.

**Investor Conference Call / Webcast Details:**

Lattice Semiconductor will review the Company's financial results for the third quarter of 2015 and business outlook for the fourth quarter of 2015 on Thursday, October 29 at 5:00 p.m. Eastern Time. The conference call-in number is 1-888-286-6281 or 1-706-643-3761 with conference identification number 55654513. An accompanying presentation and live webcast of the conference call will also be available on Lattice's website at [www.latticesemi.com](http://www.latticesemi.com). The Company's financial guidance will be limited to the comments on its public quarterly earnings call and the public business outlook statements contained in this press release.

A replay of the call will be available approximately 2 hours after the conclusion of the live call through 11:59 p.m. Eastern Time on December 29, 2015, by telephone at 1-404-537-3406. To access the replay, use conference identification number 55654513. A webcast replay will also be available on the investor relations section of [www.latticesemi.com](http://www.latticesemi.com).

**Forward-Looking Statements Notice:**

The foregoing paragraphs contain forward-looking statements that involve estimates, assumptions, risks and uncertainties. Such forward-looking statements include statements relating to: our confidence that we will emerge even stronger when macro conditions improve; our belief that lowering our cost structure, delivering more world-class products to customers, and winning design opportunities continues to be the key to improved profitability and increased shareholder value; our belief that additional incremental savings will result from the recent action taken to balance our infrastructure; and those statements under the heading “Business Outlook - Fourth Quarter 2015” relating to expected revenue, gross margin, total operating expenses, restructuring charges, synergies and acquisition charges, including amortization of acquired intangible assets. Other forward-looking statements may be indicated by words such as “will,” “could,” “should,” “would,” “expect,” “plan,” “anticipate,” “intend,” “forecast,” “believe,” “estimate,” “predict,” “propose,” “potential,” “continue” or the negative of these terms or other comparable terminology. Lattice believes the factors identified below could cause actual results to differ materially from the forward-looking statements.

Estimates of future revenue are inherently uncertain due to, among other things, the high percentage of quarterly “turns” business. In addition, revenue is affected by such factors as global economic conditions, which may affect customer demand, pricing pressures, competitive actions, the demand for our products, and in particular our iCE40™ and MachXO3L™ devices, the ability to supply products to customers in a timely manner, changes in our distribution relationships, or the volatility of our consumer business. Actual gross margin percentage and operating expenses could vary from the estimates on the basis of, among other things, changes in revenue levels, changes in product pricing and mix, changes in wafer, assembly, test and other costs, including commodity costs, variations in manufacturing yields, the failure to sustain operational improvements, the actual amount of compensation charges due to stock price changes. Any unanticipated declines in revenue or gross margin, any unanticipated increases in our operating expenses or unanticipated charges could adversely affect our profitability. In addition, our results could vary due to our acquisition of Silicon Image. We have not had experience operating Silicon Image or projecting its operating results. The acquisition of another company carries inherent risks, including our discovering unknown liabilities or encountering unanticipated issues relating to integrating the business with ours. Any unanticipated declines in revenue or gross margin, any unanticipated increases in our operating expenses or unanticipated charges, including without limitation, restructuring charges, or issues with integrating Silicon Image, could adversely affect our profitability.

In addition to the foregoing, other factors that may cause actual results to differ materially from the forward-looking statements in this press release include global economic uncertainty, overall semiconductor market conditions, market acceptance and demand for our new products, the Company’s dependencies on its silicon wafer suppliers, the impact of competitive products and pricing, technological and product development risks, and the other risks that are described in this press release and that are otherwise described from time to time in our filings with the Securities and Exchange Commission. The Company does not intend to update or revise any forward-looking statements, whether as a result of events or circumstances after the date hereof or to reflect the occurrence of unanticipated events.

**Non-GAAP Financial Measures:**

Included within this press release and the accompanying tables and notes are non-GAAP financial measures that supplement the Company's consolidated financial information prepared under GAAP. The Company describes these non-GAAP financial measures and reconciles them to the most directly comparable GAAP measures in the tables and notes attached to this press release. The Company's management believes that these non-GAAP measures provide a more meaningful representation of the Company's ongoing financial performance than GAAP measures alone. In addition, the Company uses Adjusted EBITDA to measure compliance with certain of its debt covenants. These non-GAAP measures are included solely for informational and comparative purposes and are not meant as a substitute for GAAP and should be considered together with the consolidated financial information located in the tables attached to this press release.

**About Lattice Semiconductor:**

Lattice Semiconductor (NASDAQ: LSCC) is the global leader in smart connectivity solutions, providing market leading intellectual property and low-power, small form-factor devices that enable more than 8,000 global customers to quickly deliver innovative and differentiated cost and power efficient products. The Company's broad end-market exposure extends from consumer electronics to industrial equipment, communications infrastructure and licensing.

Lattice was founded in 1983 and is headquartered in Portland, Oregon. In March 2015, the Company acquired Silicon Image, which is a leader in setting industry standards including the highly successful HDMI®, DVI™, MHL® and WirelessHD® standards.

For more information, visit [www.latticesemi.com](http://www.latticesemi.com). You can also follow us via [LinkedIn](#), [Twitter](#), [Facebook](#), or [RSS](#).

###

**Lattice Semiconductor Corporation, Lattice (& design), L (& design), iCE40 and MachXO3L, and specific product designations are either registered trademarks or trademarks of Lattice Semiconductor Corporation or its subsidiaries in the United States and/or other countries.**

**GENERAL NOTICE: Other product names used in this publication are for identification purposes only and may be trademarks of their respective holders.**



**Lattice Semiconductor Corporation**  
**Consolidated Statements of Operations**  
(in thousands, except per share data)  
(unaudited)

	Three Months Ended			Nine Months Ended	
	October 3, 2015	July 4, 2015	September 27, 2014	October 3, 2015	September 27, 2014
Revenue	\$ 109,715	\$ 106,460	\$ 86,570	\$ 304,772	\$ 282,527
Costs and expenses:					
Cost of sales	49,866	48,334	35,759	138,965	122,603
Research and development	37,619	39,552	22,053	104,813	65,594
Selling, general and administrative	23,819	28,189	17,645	73,096	55,226
Acquisition related charges	610	3,270	—	22,078	—
Restructuring	6,818	4,068	2	15,780	16
Amortization of acquired intangible assets	8,941	8,941	737	20,824	2,211
	<u>127,673</u>	<u>132,354</u>	<u>76,196</u>	<u>375,556</u>	<u>245,650</u>
(Loss) income from operations	(17,958)	(25,894)	10,374	(70,784)	36,877
Interest expense	(5,754)	(5,505)	—	(12,870)	(48)
Other (expense) income, net	(943)	(201)	53	(1,298)	1,316
(Loss) income before income taxes	(24,655)	(31,600)	10,427	(84,952)	38,145
Income tax expense	309	4,056	1,021	29,030	4,984
Net (loss) income	(24,964)	(35,656)	9,406	(113,982)	33,161
Net loss attributable to non-controlling interest	102	86	—	203	—
Net (loss) income attributable to common stockholders	<u>\$ (24,862)</u>	<u>\$ (35,570)</u>	<u>\$ 9,406</u>	<u>\$ (113,779)</u>	<u>\$ 33,161</u>
Net (loss) income per share:					
Basic	<u>\$ (0.21)</u>	<u>\$ (0.30)</u>	<u>\$ 0.08</u>	<u>\$ (0.97)</u>	<u>\$ 0.28</u>
Diluted	<u>\$ (0.21)</u>	<u>\$ (0.30)</u>	<u>\$ 0.08</u>	<u>\$ (0.97)</u>	<u>\$ 0.28</u>
Shares used in per share calculations:					
Basic	<u>117,669</u>	<u>116,903</u>	<u>118,643</u>	<u>117,151</u>	<u>117,661</u>
Diluted	<u>117,669</u>	<u>116,903</u>	<u>120,970</u>	<u>117,151</u>	<u>120,449</u>

**Lattice Semiconductor Corporation**  
**Consolidated Balance Sheets**  
(in thousands)  
(unaudited)

<b>Assets</b>	<b>October 3, 2015</b>	<b>January 3, 2015</b>
<b>Current assets:</b>		
Cash, cash equivalents and short-term marketable securities	\$ 118,446	\$ 254,844
Accounts receivable, net	85,341	62,372
Inventories	79,027	64,925
Other current assets	16,662	16,281
<b>Total current assets</b>	<b>299,476</b>	<b>398,422</b>
Property and equipment, net	50,462	27,796
Other long-term assets	9,611	9,862
Intangible assets, net of amortization	180,285	9,537
Goodwill	280,209	44,808
Deferred income taxes	3,754	20,105
	<b>\$ 823,797</b>	<b>\$ 510,530</b>
<b>Liabilities and Stockholders' Equity</b>		
<b>Current liabilities:</b>		
Accounts payable and other accrued liabilities	\$ 85,914	\$ 45,800
Current portion of long-term debt	407	—
Deferred income and allowances on sales to sell-through distributors and deferred license revenue	21,639	14,946
<b>Total current liabilities</b>	<b>107,960</b>	<b>60,746</b>
Long-term debt	338,097	—
Other long-term liabilities	31,676	8,809
<b>Total liabilities</b>	<b>477,733</b>	<b>69,555</b>
Redeemable non-controlling interest	7,529	—
Stockholders' equity	338,535	440,975
	<b>\$ 823,797</b>	<b>\$ 510,530</b>

**Lattice Semiconductor Corporation**  
**- Supplemental Historical Financial Information -**  
**(unaudited)**

	Three Months Ended			Nine Months Ended	
	October 3, 2015	July 4, 2015	September 27, 2014	October 3, 2015	September 27, 2014
<b>Operations Information</b>					
Percent of Revenue					
Gross Margin	54.5%	54.6%	58.7%	54.4%	56.6%
R&D Expense	34.3%	37.2%	25.5%	34.4%	23.2%
SG&A Expense	21.7%	26.5%	20.4%	24.0%	19.5%
Depreciation and amortization (in thousands)	17,553	17,459	5,240	42,916	16,873
Capital expenditures (in thousands)	4,552	4,155	1,998	11,585	6,873
Stock-based compensation (in thousands)	4,199	4,979	3,134	12,562	9,544
Stock-based compensation included in acquisition related charges (in thousands)	402	—	—	4,293	—
Restructuring and severance related charges (in thousands)	6,818	4,068	76	15,780	569
Severance costs included in acquisition related charges (in thousands)	—	—	—	4,017	—
Taxes paid (cash, in thousands)	2,291	2,049	292	5,403	1,090
<b>Balance Sheet Information</b>					
Current Ratio	2.8	2.8	6.4		
A/R Days Revenue Outstanding	71	66	52		
Inventory Months	4.8	5.0	5.6		
<b>Revenue% (by Geography)</b>					
Asia	79%	78%	73%	76%	74%
Europe (incl. Africa)	12%	13%	17%	14%	16%
Americas	9%	9%	10%	10%	10%
<b>Revenue% (by End Market) (1)</b>					
Communications	26%	23%	41%	28%	42%
Consumer	33%	37%	23%	31%	27%
Industrial	31%	31%	36%	33%	31%
Licensing	10%	9%	—%	8%	—%
<b>Revenue% (by Channel)</b>					
Sell-through distribution	46%	43%	51%	45%	44%
Direct	54%	57%	49%	55%	56%

(1) During the second quarter of fiscal 2014, the Company condensed its End Market categories. All periods presented have been revised accordingly.

**Lattice Semiconductor Corporation**  
**- Reconciliation of U.S. GAAP to Non-GAAP Financial Measures -**  
(in thousands, except per share data)  
(unaudited)

	Three Months Ended			Nine Months Ended	
	October 3, 2015	July 4, 2015	September 27, 2014	October 3, 2015	September 27, 2014
<b>GAAP Revenue</b>	\$ 109,715	\$ 106,460	\$ 86,570	\$ 304,772	\$ 282,527
Fair Value Adjustment To Deferred Revenue From Purchase Accounting	361	2,921	—	5,091	—
<b>Non-GAAP Revenue</b>	<b>\$ 110,076</b>	<b>\$ 109,381</b>	<b>\$ 86,570</b>	<b>\$ 309,863</b>	<b>\$ 282,527</b>
<b>GAAP Cost of Products Sold</b>	\$ 49,866	\$ 48,334	\$ 35,759	\$ 138,965	\$ 122,603
Fair Value Adjustment To Deferred Revenue From Purchase Accounting	47	805	—	1,496	—
Inventory Step-Up Expense	(716)	(1,605)	—	(5,362)	—
Stock-Based Compensation - Gross Margin	(406)	(398)	(210)	(1,044)	(587)
<b>Non-GAAP Cost of Products Sold</b>	<b>\$ 48,791</b>	<b>\$ 47,136</b>	<b>\$ 35,549</b>	<b>\$ 134,055</b>	<b>\$ 122,016</b>
<b>GAAP Gross Margin</b>	\$ 59,849	\$ 58,126	\$ 50,811	\$ 165,807	\$ 159,924
Fair Value Adjustment To Deferred Revenue From Purchase Accounting	314	2,116	—	3,595	—
Inventory Step-Up Expense	716	1,605	—	5,362	—
Stock-Based Compensation - Gross Margin	406	398	210	1,044	587
<b>Non-GAAP Gross Margin</b>	<b>\$ 61,285</b>	<b>\$ 62,245</b>	<b>\$ 51,021</b>	<b>\$ 175,808</b>	<b>\$ 160,511</b>
<i>Non-GAAP Gross Margin %</i>	<i>55.7%</i>	<i>56.9%</i>	<i>58.9%</i>	<i>56.7%</i>	<i>56.8%</i>
<b>GAAP Operating Expenses</b>	\$ 77,807	\$ 84,020	\$ 40,437	\$ 236,591	\$ 123,047
Restructuring	(6,818)	(4,068)	(2)	(15,780)	(16)
Acquisition Related Charges (1)	(610)	(3,270)	—	(22,078)	—
Amortization of Acquired Intangible Assets	(8,941)	(8,941)	(737)	(20,824)	(2,211)
Stock-Based Compensation - Operations	(3,793)	(4,581)	(2,924)	(11,518)	(8,957)
<b>Non-GAAP Operating Expenses</b>	<b>\$ 57,645</b>	<b>\$ 63,160</b>	<b>\$ 36,774</b>	<b>\$ 166,391</b>	<b>\$ 111,863</b>
<b>GAAP (Loss) Income from Operations</b>	\$ (17,958)	\$ (25,894)	\$ 10,374	\$ (70,784)	\$ 36,877
Fair Value Adjustment To Deferred Revenue From Purchase Accounting	314	2,116	—	3,595	—
Inventory Step-Up Expense	716	1,605	—	5,362	—
Stock-Based Compensation - Gross Margin	406	398	210	1,044	587
Restructuring	6,818	4,068	2	15,780	16
Acquisition Related Charges (1)	610	3,270	—	22,078	—
Amortization of Acquired Intangible Assets	8,941	8,941	737	20,824	2,211
Stock-Based Compensation - Operations	3,793	4,581	2,924	11,518	8,957
<b>Non-GAAP (Loss) Income from Operations</b>	<b>\$ 3,640</b>	<b>\$ (915)</b>	<b>\$ 14,247</b>	<b>\$ 9,417</b>	<b>\$ 48,648</b>

(1) Includes stock-based compensation and severance costs related to change in control.

**Lattice Semiconductor Corporation**  
**- Reconciliation of U.S. GAAP to Non-GAAP Financial Measures -**  
(in thousands, except per share data)  
(unaudited)

	Three Months Ended			Nine Months Ended	
	October 3, 2015	July 4, 2015	September 27, 2014	October 3, 2015	September 27, 2014
<b>GAAP (Loss) Income before Income Taxes</b>	<b>\$ (24,655)</b>	<b>\$ (31,600)</b>	<b>\$ 10,427</b>	<b>\$ (84,952)</b>	<b>\$ 38,145</b>
Fair Value Adjustment To Deferred Revenue From Purchase Accounting	314	2,116	—	3,595	—
Inventory Step-Up Expense	716	1,605	—	5,362	—
Stock-Based Compensation - Gross Margin	406	398	210	1,044	587
Restructuring	6,818	4,068	2	15,780	16
Acquisition Related Charges (1)	610	3,270	—	22,078	—
Amortization of Acquired Intangible Assets	8,941	8,941	737	20,824	2,211
Stock-Based Compensation - Operations	3,793	4,581	2,924	11,518	8,957
<b>Non-GAAP (Loss) Income before Income Taxes</b>	<b>\$ (3,057)</b>	<b>\$ (6,621)</b>	<b>\$ 14,300</b>	<b>\$ (4,751)</b>	<b>\$ 49,916</b>
<b>GAAP Income Tax Expense</b>	<b>\$ 309</b>	<b>\$ 4,056</b>	<b>\$ 1,021</b>	<b>\$ 29,030</b>	<b>\$ 4,984</b>
Non-cash Income Tax Expense	1,982	(2,007)	(729)	(23,627)	(3,894)
<b>Non-GAAP Income Tax Expense</b>	<b>\$ 2,291</b>	<b>\$ 2,049</b>	<b>\$ 292</b>	<b>\$ 5,403</b>	<b>\$ 1,090</b>
<b>GAAP Net (Loss) Income Attributable to Common Stockholders</b>	<b>\$ (24,862)</b>	<b>\$ (35,570)</b>	<b>\$ 9,406</b>	<b>\$ (113,779)</b>	<b>\$ 33,161</b>
Fair Value Adjustment To Deferred Revenue From Purchase Accounting	314	2,116	—	3,595	—
Inventory Step-Up Expense	716	1,605	—	5,362	—
Stock-Based Compensation - Gross Margin	406	398	210	1,044	587
Restructuring	6,818	4,068	2	15,780	16
Acquisition Related Charges (1)	610	3,270	—	22,078	—
Amortization of Acquired Intangible Assets	8,941	8,941	737	20,824	2,211
Stock-Based Compensation - Operations	3,793	4,581	2,924	11,518	8,957
Non-cash Income Tax Expense	(1,982)	2,007	729	23,627	3,894
<b>Non-GAAP Net (Loss) Income Attributable to Common Stockholders</b>	<b>\$ (5,246)</b>	<b>\$ (8,584)</b>	<b>\$ 14,008</b>	<b>\$ (9,951)</b>	<b>\$ 48,826</b>

(1) Includes stock-based compensation and severance costs related to change in control.

**Lattice Semiconductor Corporation**  
**- Reconciliation of U.S. GAAP to Non-GAAP Financial Measures -**  
(in thousands, except per share data)  
(unaudited)

	Three Months Ended			Nine Months Ended	
	October 3, 2015	July 4, 2015	September 27, 2014	October 3, 2015	September 27, 2014
<b>GAAP Net (Loss) Income per Share - Basic</b>	\$ (0.21)	\$ (0.30)	\$ 0.08	\$ (0.97)	\$ 0.28
Cumulative Effect of Non-GAAP Adjustments	0.17	0.23	0.04	0.89	0.13
<b>Non-GAAP Net (Loss) Income per Share - Basic</b>	<b>\$ (0.04)</b>	<b>\$ (0.07)</b>	<b>\$ 0.12</b>	<b>\$ (0.08)</b>	<b>\$ 0.41</b>
<b>GAAP Net (Loss) Income per Share - Diluted</b>	<b>\$ (0.21)</b>	<b>\$ (0.30)</b>	<b>\$ 0.08</b>	<b>\$ (0.97)</b>	<b>\$ 0.28</b>
Cumulative Effect of Non-GAAP Adjustments	0.17	0.23	0.04	0.89	0.13
<b>Non-GAAP Net (Loss) Income per Share - Diluted</b>	<b>\$ (0.04)</b>	<b>\$ (0.07)</b>	<b>\$ 0.12</b>	<b>\$ (0.08)</b>	<b>\$ 0.41</b>
<b>Shares Used In Per Share Calculations:</b>					
Basic	117,669	116,903	118,643	117,151	117,661
Diluted	117,669	116,903	120,970	117,151	120,449



# LATTICE SEMICONDUCTOR

Q3 2015 Earnings Call

---

This presentation contains forward-looking statements that involve estimates, assumptions, risks and uncertainties, including statements relating to our ability to achieve synergies of at least \$49 million within the first year after closing of the Silicon Image transaction, our expectation that our products are positioned for success, our belief that more capabilities equal more opportunities to grow, our belief that Lattice is winning, that we are positioned for growth as the economy improves, our expected restructuring charges, our expected operational spending in 2016, and statements relating to Q4 Financial Guidance including expected revenue, gross margin, total operating expenses, restructuring charges and acquisition related charges.

Factors that may cause actual results to differ materially from the forward-looking statements in this presentation include global economic uncertainty, overall semiconductor market conditions, market acceptance and demand for our new and existing products, the Company's dependencies on its silicon wafer suppliers, the impact of competitive products and pricing, technological and product development risks, the risk that we will fail to achieve the anticipated benefits and synergies of the Silicon Image transaction, and the risk of disruptions to our business, operations or relationships with customers, employees, and other third parties in connection with the transaction. In addition, actual results are subject to other risks and uncertainties that relate more broadly to our overall business, including those risks more fully described in Lattice's filings with the SEC including its annual report on Form 10-K for the fiscal year ended January 3, 2015.

You should not unduly rely on forward-looking statements because actual results could differ materially from those expressed in any forward-looking statements. In addition, any forward-looking statement applies only as of the date on which it is made. The Company does not intend to update or revise any forward-looking statements, whether as a result of events or circumstances after the date hereof or to reflect the occurrence of unanticipated events.



## Q3 SUMMARY



- Revenue of **\$109.7 million** on a GAAP basis and **\$110.1 million** on a non-GAAP basis
- Net loss of **\$24.9 million** or **\$0.21** per basic and diluted share on a GAAP basis, compared to net loss of **\$5.2 million** or **\$0.04** per basic and diluted share on a non-GAAP basis
- Gross margin of **54.5%** on a GAAP basis and **55.7%** on a non-GAAP basis
- Operating Expenses **\$77.8 million** on a GAAP basis and **\$57.6 million** on a non-GAAP basis
- Synergy savings increase to approximately **\$49 million** up from prior committed **\$42 million**
- Actions taken in October to balance headcount and infrastructure spending to a stabilized revenue run rate
- Macro headwinds remain. Weak overall demand and supply channel balancing impacted our Industrial and consumer segments. Communication market is up as China build-out continues

# MORE CAPABILITIES EQUAL MORE OPPORTUNITIES TO GROW



- Lattice is focused on its strategic objectives and pursuing the highest ROI expansion opportunities in Consumer, Industrial and Communications markets
- Significantly expanded array of product and capabilities
- FPGAs to Video IP standards expertise to DTV & AVR leadership products to mmWave technologies
- Leader in IP sales, while collecting recurring royalties on HDMI and MHL
- Broader, deeper customer discussions open new opportunities
- Building a lean, agile organization aligned with the long-term strategic needs of our Company and our customers' roadmaps
- See a clear path to achieving non-GAAP operating income target of **20%**

- **Executing on multiple fronts with a powerful solutions portfolio**
- **iCE:** Finding homes in many consumer devices where only a tiny FPGA can execute the “always on” functionality while conserving power
- **Next Generation HDMI:** Total leadership with the highest resolution; Driving the HDMI standard to higher levels of performance and capabilities
- **MachXO3:** Expect a fast ramp similar to MachXO2; Just released a higher speed version of successful MachXO3L to support up to 900 Mbps
- **ECP5:** Targeted for small cells, micro servers, broadband access and industrial video. Optimal at reducing development risk and accelerating time-to-market
- **60GHz:** Greatest competitive advantages in Wireless & Communications; Lattice has unique, industry leading 60GHz mmWave RF and electronic beam forming technology; Enabling world’s first 60GHz smartphone

# Q3 FINANCIAL HIGHLIGHTS

## Reducing Costs & Increasing Efficiencies



Revenue was \$109.7 million on a GAAP basis and \$110.1 million on a non-GAAP basis

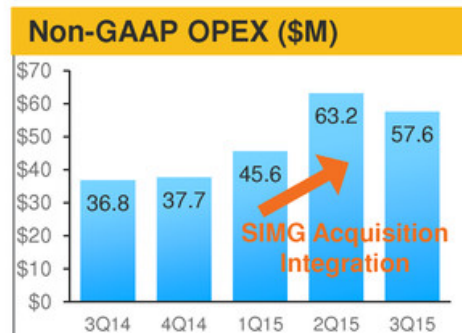
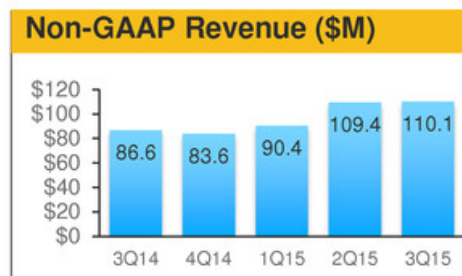
Gross margin was 54.5% on a GAAP basis and 55.7% on a non-GAAP basis

- Includes \$1.2M in charges associated with ramping a dual source 40nm Fab and Backend capability which negatively impacted Gross Margin approx. 1%
- Expect comparable impact to occur in 4Q 2015 and 1Q 2016

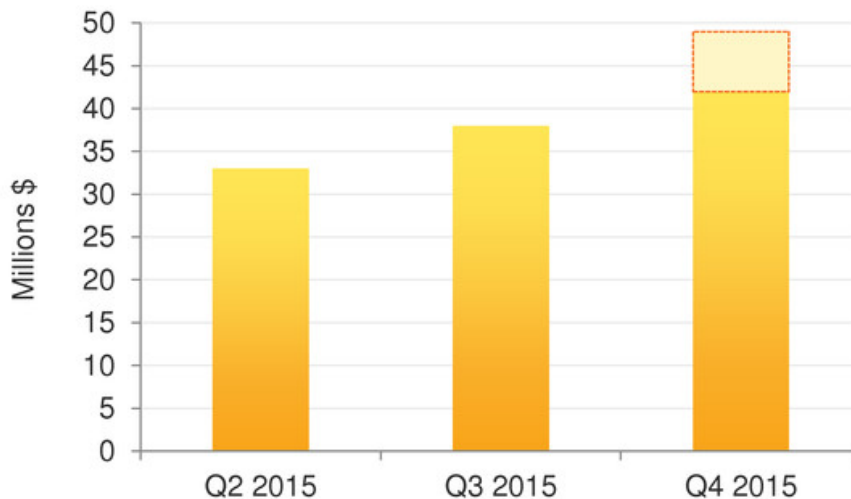
Non-GAAP operating expenses were \$57.6 million  
Excluding:

- \$6.8 million in restructuring charges
- \$0.6 million in acquisition related charges
- \$8.9 million in amortization of acquired intangible assets
- \$3.8 million in stock-based compensation expense

Non-GAAP net loss of \$0.04 per basic and diluted share



Operating synergies raised from **\$30 million** to **approximately \$49 million** on an annualized basis



**Additional reductions based on restructuring actions taken in October are not reflected in the approximately \$49 Million.**

We continue to control the variables under our control as we drive to our **20%** non-GAAP operating income target.

We recently took action to reduce our headcount by approximately **13%**.

- This action resulted in an accrual of severance and related costs of approximately **\$5.7 million** in Q3 as part of a restructuring charge
- We expect to incur an additional **\$500 thousand** over the next 6 months as part of this restructuring action

We expect annualized non-GAAP operational spending to move to a run rate of approximately **\$175 million** in 2016.

This action was targeted at optimizing our operational spending at a lower stabilized revenue run rate to generate appropriate free cash flow and enhance shareholder value.

Revenue for the fourth quarter of 2015 is expected to be approximately flat to plus or minus **3%** as compared to the third quarter of 2015.

Gross margin percentage for is expected to be approximately **57%** plus or minus 2% on a non-GAAP basis.

Total operating expenses, excluding acquisition or restructuring related charges, are expected to be approximately **\$49 million** plus or minus 3% on a non-GAAP basis.

Restructuring charges are expected to be approximately **\$7.0 million**.

Acquisition related charges, including amortization of acquired intangible assets are expected to be approximately **\$9.5 million**.

A silhouette of a person running, viewed from behind, against a warm, orange-hued sunset background. The runner is positioned on the left side of the frame, with their arms and legs in motion. The background is a gradient of light to dark orange, suggesting a bright sun low on the horizon.

## **WHY LATTICE SEMICONDUCTOR WINS**

We have the right team, technology, plan, and financial strength to succeed!

- Proactively sized business
  - Aggressively pursuing many diverse opportunities
  - Clear competitive and technological advantages
  - Ready with a leaner, meaner operating structure and powerful solutions portfolio to win
-



